

Quick Market Summary:

Mountain Resort Real Estate Trends

<i>Gross Sales Volume</i>				<i>Number Transactions</i>			
	Decreasing: -6% or more	Flat: within +/- 5%	Increasing: +6% or more		Decreasing: -6% or more	Flat: within +/- 5%	Increasing: +6% or more
Eagle	X			Eagle			X
Garfield			X	Garfield			X
Grand	X			Grand		n/a	
Pitkin		X		Pitkin			X
Routt	X			Routt	X		
Summit		X		Summit			X

<i>Single Family</i>				<i>Multi-Family</i>			
	Decreasing: -6% or more	Flat: within +/- 5%	Increasing: +6% or more		Decreasing: -6% or more	Flat: within +/- 5%	Increasing: +6% or more
Eagle	X			Eagle	X		
Garfield	X			Garfield	X		
Grand		n/a		Grand		n/a	
Pitkin		X		Pitkin		X	
Routt	X			Routt	X		
Summit		X		Summit	X		

<i>Bank Sales</i>				<i>New Development</i>			
	Decreasing: -6% or more	Flat: within +/- 5%	Increasing: +6% or more		Decreasing: -6% or more	Flat: within +/- 5%	Increasing: +6% or more
Eagle			X	Eagle	X		
Garfield			X	Garfield	X		
Grand		n/a		Grand		n/a	
Pitkin			X	Pitkin		X	
Routt			X	Routt	X		
Summit			X	Summit	X		

Single Family & Multi-Family Categories based on Average Price.
Bank Sales and New Development based on Gross Sales Volume.

Compliments of Land Title Guarantee Company mountain offices located in Aspen, Avon, Breckenridge, Dillon, Eagle, Frisco, Glenwood Springs, Steamboat Springs, Vail & Winter Park.

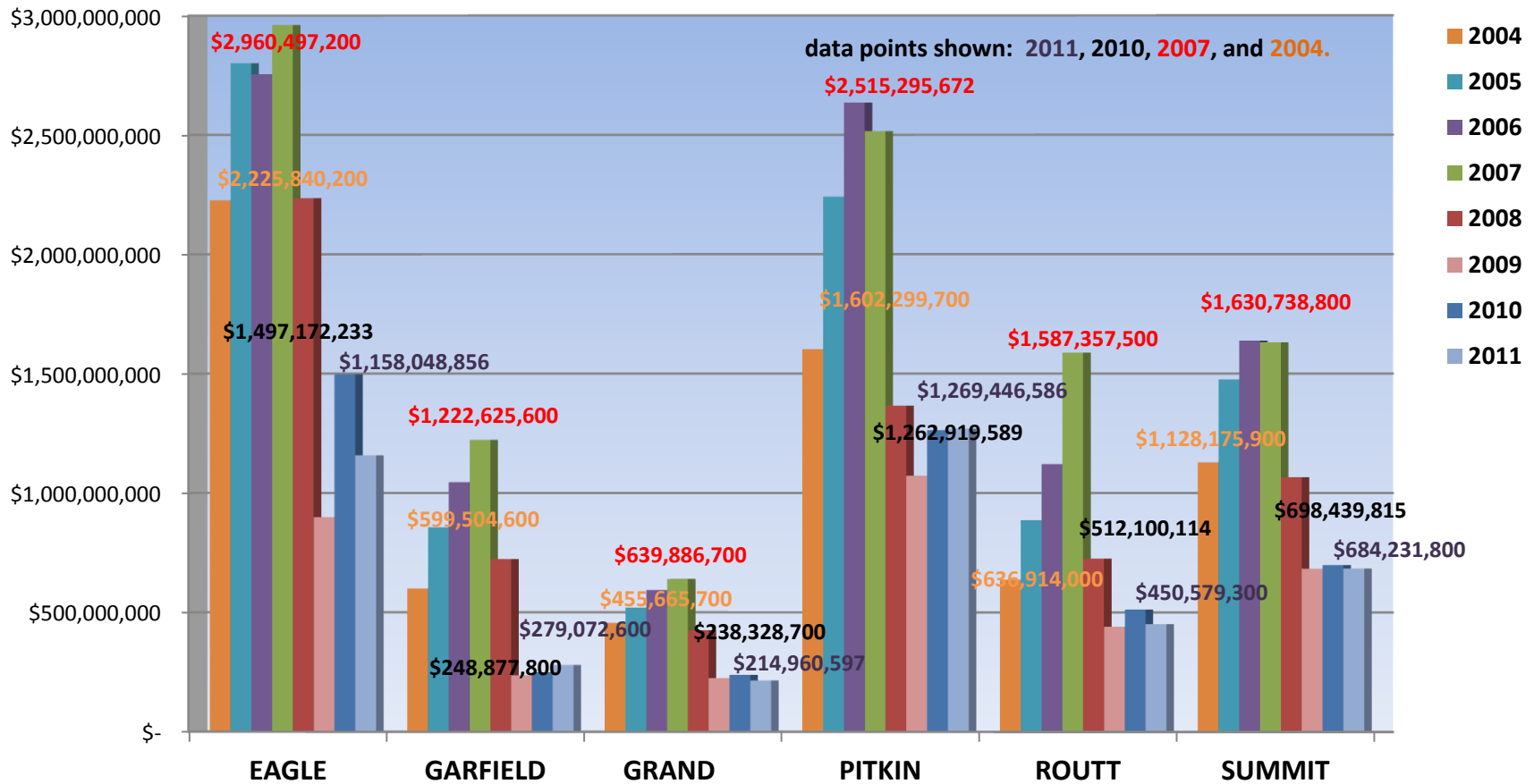




Gross Sales Transaction Summary: All Transactions Recorded from 2004 through 2011

Eagle, Garfield, Grand, Pitkin, Routt & Summit County Gross Recorded Real Estate Sales Volume - All Transactions*

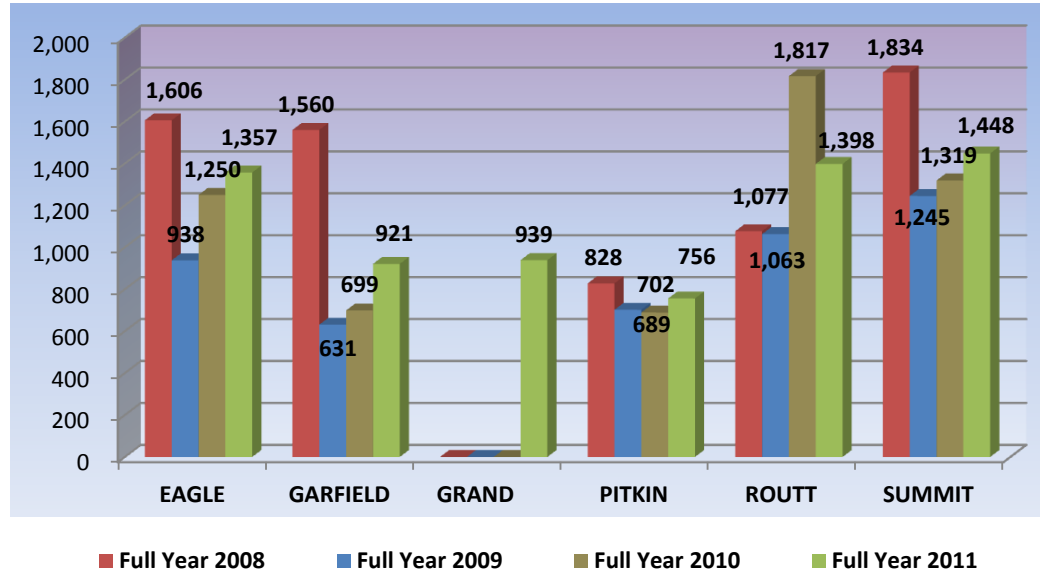
*Pitkin County & Routt County include Interval/Timeshare transactions in Gross Volume



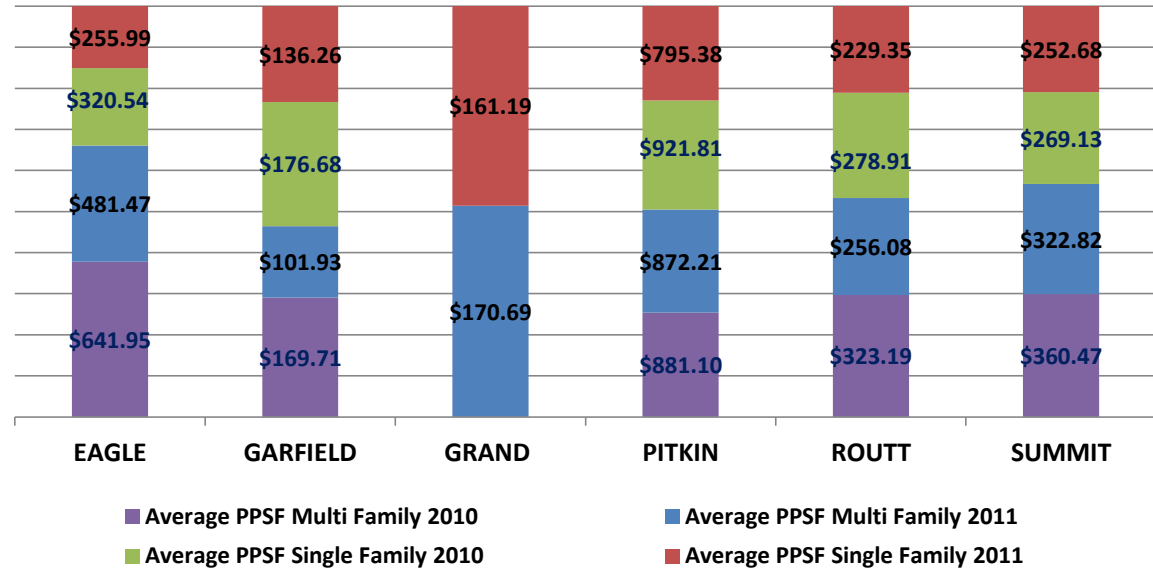
Compliments of Land Title Guarantee Company mountain offices located in Aspen, Avon, Breckenridge, Dillon, Eagle, Frisco, Glenwood Springs, Steamboat Springs, Vail & Winter Park.

Copyright © 2011, All Rights Reserved.

**Number of Recorded Sales Transactions by County:
2008 through 2011**



**2010 vs. 2011 Average Price Per Square Foot Sales Summary:
Single Family and Multi-Family Property Types**



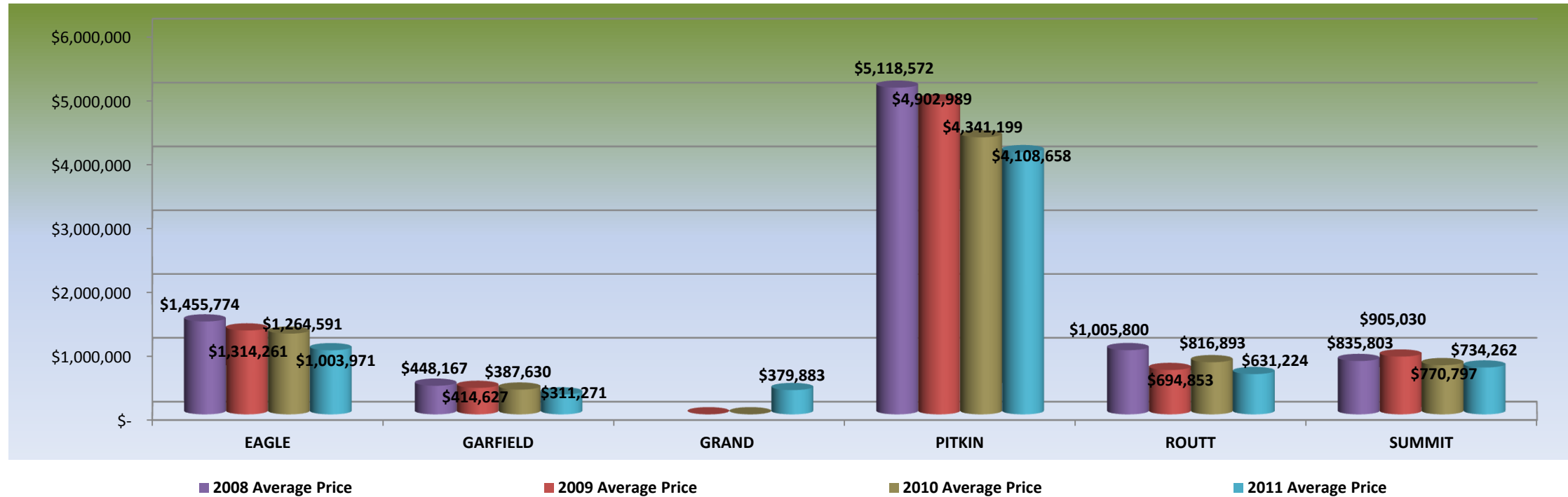
Compliments of Land Title Guarantee Company Mountain offices located in Aspen, Avon, Breckenridge, Dillon, Eagle, Frisco, Glenwood Springs, Steamboat Springs, Vail & Winter Park.

Copyright © 2011, All Rights Reserved.



Average Sales Price for Single Family Residences by County: 2008 through 2011

Compliments of Land Title Guarantee Company, Copyright © 2011, All Rights Reserved



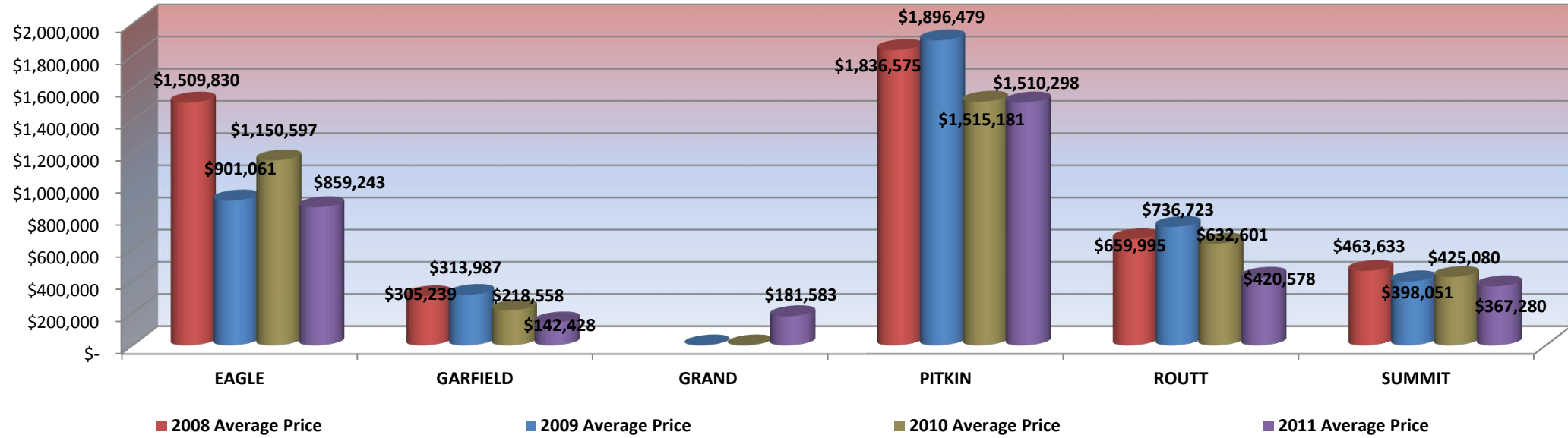
Compliments of Land Title Guarantee Company Mountain offices located in Aspen, Avon, Breckenridge, Dillon, Eagle, Frisco, Glenwood Springs, Steamboat Springs, Vail & Winter Park.

Copyright © 2011, All Rights Reserved.



Average Sales Price for Multi-Family Residences by County: 2008 through 2011

Compliments of Land Title Guarantee, Copyright © 2011, All Rights Reserved



Compliments of Land Title Guarantee Company Mountain offices located in Aspen, Avon, Breckenridge, Dillon, Eagle, Frisco, Glenwood Springs, Steamboat Springs, Vail & Winter Park.

Copyright © 2011, All Rights Reserved.



Number of Transactions: % Overall number of transactions shows each county's percentage of the total gross volume transacted.							
County:	# Trans. 2011	% Overall # Trans. 2011	# Trans. 2010	% Overall # Trans. 2010	# Trans. 2009	% Overall # Trans. 2009	% Change 2011 vs. 2010
EAGLE	1,357	19.90%	1,250	21.65%	938	20.48%	8.56%
GARFIELD	921	13.51%	699	12.11%	631	13.78%	31.76%
GRAND	939	13.77%	n/a	n/a	n/a	n/a	n/a
PITKIN	756	11.09%	689	11.93%	702	15.33%	9.72%
ROUITT	1,398	20.50%	1,817	31.47%	1,063	23.21%	-23.06%
SUMMIT	1,448	21.23%	1,319	22.84%	1,245	27.19%	9.78%
Grand Total:	6,819	100.00%	5,774	100.00%	4,579	100.00%	18.10%

*Routt County and Pitkin County Transactions include Interval/Timeshare Recordings for 2010 & 2009. See your Individual County Breakdowns for additional clarification.

Single Family Average Price Index: % Gross number of Transactions shows the percentage of Gross Volume # Transactions accounted for by Sing											
County:	Average Price 2011	Average Price Rank: 2011	# Trans 2011	% Gross # Trans: 2011	Average Price 2010	# Trans 2010	% Gross # Trans: 2010	Average Price 2009	# Trans 2009	% Gross # Trans: 2009	Avg. Price % Change 2011 vs. 2010
EAGLE	\$1,003,971	2	497	36.62%	\$1,264,591	428	34.24%	\$1,314,261	238	25.37%	-20.61%
GARFIELD	\$311,271	6	587	63.74%	\$387,630	461	65.95%	\$414,627	264	41.84%	-19.70%
GRAND	\$379,883	5	324	34.50%	n/a	n/a	n/a	n/a	n/a	n/a	n/a
PITKIN	\$4,108,658	1	172	22.75%	\$4,341,199	143	20.75%	\$4,902,989	73	10.40%	-5.36%
ROUITT	\$631,224	4	289	20.67%	\$816,893	192	10.57%	\$694,853	109	10.25%	-22.73%
SUMMIT	\$734,262	3	454	31.35%	\$770,797	415	31.46%	\$905,030	242	19.44%	-4.74%

Multi Family Average Price Index: % Gross number of Transactions shows the percentage of Gross Volume # Transactions accounted for Multi-F											
County:	Average Price 2011	Average Price Rank: 2011	# Trans 2011	% Gross # Trans: 2011	Average Price 2010	# Trans 2010	% Gross # Trans: 2010	Average Price 2009	# Trans 2009	% Gross # Trans: 2009	Avg. Price % Change 2011 vs. 2010
EAGLE	\$859,243	2	618	45.54%	\$1,150,597	599	47.92%	\$901,061	238	25.37%	-25.32%
GARFIELD	\$142,428	6	174	18.89%	\$218,558	66	9.44%	\$313,987	64	10.14%	-34.83%
GRAND	\$181,583	5	330	35.14%	n/a	n/a	n/a	n/a	n/a	n/a	n/a
PITKIN	\$1,510,298	1	192	25.40%	\$1,515,181	153	22.21%	\$1,896,479	90	12.82%	-0.32%
ROUITT	\$420,578	3	302	21.60%	\$632,601	293	16.13%	\$736,723	121	11.38%	-33.52%
SUMMIT	\$367,280	4	722	49.86%	\$425,080	691	52.39%	\$398,051	385	30.92%	-13.60%

Single Family & Multi Family Average Price Per Square Foot Comparison								
County:	2011 Average Single Family PPSF	2011 Average Multi Family PPSF	2010 Average Single Family PPSF	2010 Average Multi Family PPSF	2009 Average Single Family PPSF	2009 Average Multi Family PPSF	% Change 2011 vs. 2010 Single Family PPSF	% Change 2011 vs. 2010 Multi Family PPSF
EAGLE	\$255.99	\$481.47	\$320.54	\$641.95	\$346.40	\$529.02	-20.14%	-25.00%
GARFIELD	\$136.26	\$101.93	\$176.68	\$169.71	\$201.07	\$200.95	-22.88%	-39.94%
GRAND	\$161.19	\$170.69	n/a	n/a	n/a	n/a	n/a	n/a
PITKIN	\$795.38	\$872.21	\$921.81	\$881.10	\$998.24	\$1,021.08	-13.72%	-1.01%
ROUITT	\$229.35	\$256.08	\$278.91	\$323.19	\$303.09	\$292.50	-17.77%	-20.76%
SUMMIT	\$252.68	\$322.82	\$269.13	\$360.47	\$305.11	\$341.07	-6.11%	-10.44%

Number of Bank Sales Transactions							
County:	# Bank Trans. 2011	% Overall # Trans. 2011	# Bank Trans. 2010	% Overall # Trans. 2010	# Bank Trans. 2009	% Overall # Trans. 2009	% Change 2011 vs. 2010
EAGLE	293	21.59%	103	8.24%	17	1.81%	184.47%
GARFIELD	336	36.48%	134	19.17%	23	3.65%	150.75%
GRAND	126	13.42%	n/a	n/a	n/a	n/a	n/a
PITKIN	51	6.75%	13	1.89%	6	0.85%	292.31%
ROUITT	166	11.87%	83	4.57%	21	1.98%	100.00%
SUMMIT	103	7.11%	50	3.79%	14	1.12%	106.00%
Grand Total:	1,075	15.76%	383	6.63%	81	1.77%	180.68%

New Construction Sales Volume - All Property Types: Calculated by Gross Volume										
County:	Gross Sales New Const. 2011	# Trans New Const. 2011	% Gross Volume YTD. Sales: 2011	Gross Sales New Const. 2010	# Trans New Const. 2010	% Gross Volume All Sales: 2010	Gross Sales New Const. 2009	# Trans New Const. 2009	% Gross Volume All Sales: 2009	% Change 2011 vs. 2010
EAGLE	\$208,662,600	129	18.02%	\$471,031,150	219	31.46%	\$230,993,194	174	7.80%	-55.70%
GARFIELD	\$30,236,900	54	10.83%	\$40,281,800	101	16.19%	\$47,168,400	108	3.86%	-24.94%
GRAND	\$30,097,899	77	14.00%	n/a	n/a	n/a	n/a	n/a	n/a	n/a
PITKIN	\$152,044,900	24	11.98%	\$159,441,390	22	12.62%	\$251,641,488	45	10.00%	-4.64%
ROUITT	\$59,732,900	75	13.26%	\$125,782,200	144	24.56%	\$113,078,100	118	7.12%	-52.51%
SUMMIT	\$75,090,700	84	10.97%	\$131,317,000	118	18.80%	\$175,603,400	172	10.77%	-42.82%
Grand Total:	\$555,865,899	443	13.70%	\$927,853,540	604	20.81%	\$818,484,582	617	7.75%	-40.09%

Note - YTD. 2011 New Construction Totals for Pitkin County including Fractional Sales are: 132 transactions with \$209,148,331 in Gross Volume - Totals for Routt County including Fractional Sales are: 585 transactions with \$95,674,900 in Gross Volume
Data is collected from the Eagle, Garfield, Grand, Pitkin, Routt & Summit County Clerk & Recorder's Office & Assessor's Office. Data is deemed reliable but not guaranteed.



Compliments of Land Title Guarantee Company mountain offices located in Aspen, Avon, Breckenridge, Dillon, Eagle, Frisco, Glenwood Springs, Steamboat Springs, Vail & Winter Park.

Copyright © 2011, All Rights Reserved.



Monthly Gross Volume Transaction Report - All Recorded Transactions *

2011	Jan.	Feb.	Mar.	Apr.	May.	Jun.	Jul.	Aug.	Sep.	Oct.	Nov.	Dec.	Total by County
EAGLE	\$ 86,162,658	\$ 82,622,700	\$ 131,955,600	\$ 100,701,000	\$ 119,819,895	\$ 67,869,777	\$ 48,698,653	\$ 82,557,973	\$ 82,858,500	\$ 112,774,000	\$ 124,878,900	\$ 117,149,200	\$ 1,158,048,856
GARFIELD	\$ 17,481,300	\$ 16,374,200	\$ 26,954,300	\$ 24,004,500	\$ 18,828,200	\$ 22,964,600	\$ 27,370,900	\$ 35,724,600	\$ 18,404,300	\$ 26,725,300	\$ 22,498,600	\$ 21,741,800	\$ 279,072,600
GRAND	\$ 11,743,885	\$ 11,398,977	\$ 15,585,060	\$ 16,879,061	\$ 14,339,040	\$ 14,911,183	\$ 13,051,799	\$ 20,372,695	\$ 25,648,746	\$ 22,156,456	\$ 30,934,252	\$ 17,939,543	\$ 214,960,597
PITKIN	\$ 84,137,903	\$ 115,915,853	\$ 89,077,737	\$ 119,488,884	\$ 127,403,833	\$ 173,547,002	\$ 39,375,261	\$ 90,403,628	\$ 137,723,013	\$ 90,428,710	\$ 124,204,186	\$ 77,740,576	\$ 1,269,446,586
ROUETT	\$ 42,060,200	\$ 21,041,600	\$ 32,004,300	\$ 32,443,500	\$ 50,417,300	\$ 39,752,300	\$ 31,628,400	\$ 46,522,400	\$ 35,317,400	\$ 31,640,400	\$ 40,648,300	\$ 47,103,200	\$ 450,579,300
SUMMIT	\$ 43,547,400	\$ 38,351,800	\$ 44,858,700	\$ 66,323,300	\$ 56,177,600	\$ 65,751,300	\$ 65,555,500	\$ 65,898,700	\$ 79,799,400	\$ 67,816,300	\$ 58,524,100	\$ 61,627,700	\$ 684,231,800
Grand Total:	\$ 285,133,346	\$ 285,705,130	\$ 340,435,697	\$ 359,840,245	\$ 386,985,868	\$ 384,796,162	\$ 195,680,513	\$ 341,479,896	\$ 379,751,359	\$ 351,541,166	\$ 401,688,338	\$ 343,302,019	\$ 4,056,339,739
2010	Jan.	Feb.	Mar.	Apr.	May.	Jun.	Jul.	Aug.	Sep.	Oct.	Nov.	Dec.	Total by County
EAGLE	\$ 86,864,200	\$ 100,161,634	\$ 131,701,100	\$ 130,653,350	\$ 124,810,690	\$ 141,821,150	\$ 88,131,800	\$ 101,212,200	\$ 235,695,303	\$ 133,924,900	\$ 113,577,217	\$ 108,618,689	\$ 1,497,172,233
GARFIELD	\$ 11,461,500	\$ 12,503,900	\$ 24,342,200	\$ 21,940,200	\$ 17,487,500	\$ 20,376,300	\$ 24,709,600	\$ 21,049,700	\$ 17,782,700	\$ 20,320,900	\$ 19,163,600	\$ 37,739,700	\$ 248,877,800
GRAND	Please See Yearly Total for Grand County			\$ 103,247,244	\$ 168,793,594	\$ 81,899,335	\$ 115,390,224	\$ 74,155,436	\$ 74,470,199	\$ 99,756,099	\$ 197,043,696	\$ 118,441,223	\$ 238,328,700
PITKIN	\$ 55,349,360	\$ 49,136,999	\$ 43,661,200	\$ 53,646,200	\$ 40,211,100	\$ 35,689,200	\$ 36,925,400	\$ 46,343,500	\$ 50,689,800	\$ 41,353,400	\$ 27,275,714	\$ 54,261,900	\$ 1,262,919,589
ROUETT	\$ 49,807,800	\$ 32,234,900	\$ 37,425,700	\$ 40,792,200	\$ 63,039,000	\$ 83,871,000	\$ 38,565,100	\$ 79,753,200	\$ 78,228,400	\$ 79,749,200	\$ 60,172,900	\$ 70,755,100	\$ 512,100,114
SUMMIT	\$ 30,051,500	\$ 36,036,515	\$ 37,626,100	\$ 47,922,200	\$ 37,425,700	\$ 63,039,000	\$ 83,871,000	\$ 38,565,100	\$ 79,753,200	\$ 79,749,200	\$ 60,172,900	\$ 70,755,100	\$ 698,439,815
Grand Total:	\$ 233,534,360	\$ 230,073,948	\$ 340,377,444	\$ 415,825,544	\$ 327,447,625	\$ 397,147,874	\$ 262,487,336	\$ 322,828,799	\$ 482,152,302	\$ 472,392,096	\$ 338,630,654	\$ 396,611,569	\$ 4,457,838,251
2009	Jan.	Feb.	Mar.	Apr.	May.	Jun.	Jul.	Aug.	Sep.	Oct.	Nov.	Dec.	Total by County
EAGLE	\$ 40,487,500	\$ 56,760,800	\$ 59,372,400	\$ 57,947,000	\$ 70,751,600	\$ 95,286,400	\$ 59,677,500	\$ 91,791,200	\$ 100,847,572	\$ 96,167,100	\$ 82,428,395	\$ 86,926,716	\$ 898,444,183
GARFIELD	\$ 16,624,800	\$ 14,143,900	\$ 10,759,800	\$ 20,680,100	\$ 15,653,500	\$ 28,415,500	\$ 24,760,700	\$ 21,537,650	\$ 17,315,200	\$ 18,898,900	\$ 13,072,600	\$ 34,301,900	\$ 236,164,550
GRAND	Please See Yearly Total for Grand County			\$ 103,247,244	\$ 168,793,594	\$ 81,899,335	\$ 115,390,224	\$ 74,155,436	\$ 74,470,199	\$ 99,756,099	\$ 197,043,696	\$ 118,441,223	\$ 238,328,700
PITKIN	\$ 115,936,999	\$ 106,356,206	\$ 46,906,531	\$ 74,009,706	\$ 64,477,218	\$ 63,784,489	\$ 126,622,273	\$ 56,984,673	\$ 128,180,662	\$ 126,613,840	\$ 81,433,876	\$ 81,241,755	\$ 1,072,548,228
ROUETT	\$ 23,760,700	\$ 12,071,300	\$ 27,469,200	\$ 17,799,200	\$ 17,799,200	\$ 30,581,700	\$ 35,618,400	\$ 33,040,500	\$ 27,238,500	\$ 39,111,000	\$ 89,994,700	\$ 83,194,900	\$ 439,774,300
SUMMIT	\$ 32,813,600	\$ 27,246,500	\$ 37,878,500	\$ 37,792,900	\$ 63,752,300	\$ 34,049,300	\$ 47,401,000	\$ 60,975,000	\$ 81,015,200	\$ 92,709,100	\$ 64,690,000	\$ 102,685,700	\$ 683,009,100
Grand Total:	\$ 229,623,599	\$ 216,578,706	\$ 174,811,431	\$ 217,898,906	\$ 232,433,818	\$ 252,117,389	\$ 294,079,873	\$ 264,329,023	\$ 354,597,134	\$ 373,499,940	\$ 331,619,571	\$ 388,350,971	\$ 3,554,584,161
2008	Jan.	Feb.	Mar.	Apr.	May.	Jun.	Jul.	Aug.	Sep.	Oct.	Nov.	Dec.	Total by County
EAGLE	\$ 124,253,400	\$ 207,081,600	\$ 228,388,700	\$ 137,700,500	\$ 158,543,900	\$ 188,121,300	\$ 243,432,100	\$ 211,288,800	\$ 169,448,700	\$ 167,365,200	\$ 174,144,400	\$ 225,150,500	\$ 2,234,919,100
GARFIELD	\$ 69,205,900	\$ 102,818,300	\$ 48,078,900	\$ 85,697,500	\$ 61,858,400	\$ 72,589,200	\$ 68,893,800	\$ 56,415,900	\$ 55,872,200	\$ 35,180,900	\$ 28,896,600	\$ 37,660,100	\$ 723,167,700
GRAND	Please See Yearly Total for Grand County			\$ 103,247,244	\$ 168,793,594	\$ 81,899,335	\$ 115,390,224	\$ 74,155,436	\$ 74,470,199	\$ 99,756,099	\$ 197,043,696	\$ 118,441,223	\$ 238,328,700
PITKIN	\$ 127,200,000	\$ 131,485,356	\$ 99,420,211	\$ 135,416,272	\$ 114,382,832	\$ 108,918,961	\$ 124,468,744	\$ 160,520,602	\$ 100,587,424	\$ 86,525,189	\$ 64,790,663	\$ 112,026,684	\$ 1,365,742,938
ROUETT	\$ 80,775,200	\$ 52,278,700	\$ 67,237,500	\$ 101,755,200	\$ 67,237,500	\$ 71,139,100	\$ 37,364,200	\$ 58,864,100	\$ 49,635,100	\$ 39,111,000	\$ 37,955,800	\$ 40,144,500	\$ 725,101,200
SUMMIT	\$ 85,497,600	\$ 64,539,900	\$ 95,396,600	\$ 94,201,300	\$ 95,667,500	\$ 92,536,900	\$ 80,686,100	\$ 92,825,200	\$ 127,090,100	\$ 118,230,800	\$ 58,002,400	\$ 61,054,700	\$ 1,065,729,100
Grand Total:	\$ 486,932,100	\$ 565,724,956	\$ 523,563,111	\$ 520,253,072	\$ 498,604,632	\$ 563,921,561	\$ 588,619,844	\$ 579,914,602	\$ 490,362,624	\$ 456,937,189	\$ 363,789,863	\$ 476,036,484	\$ 6,540,247,038
2007	Jan.	Feb.	Mar.	Apr.	May.	Jun.	Jul.	Aug.	Sep.	Oct.	Nov.	Dec.	Total by County
EAGLE	\$ 173,416,500	\$ 253,057,700	\$ 266,688,300	\$ 233,926,100	\$ 301,894,600	\$ 332,660,200	\$ 190,341,400	\$ 313,687,200	\$ 260,515,200	\$ 215,096,100	\$ 216,475,200	\$ 202,738,700	\$ 2,960,497,200
GARFIELD	\$ 92,346,900	\$ 53,852,300	\$ 93,135,200	\$ 98,420,300	\$ 121,937,600	\$ 106,104,300	\$ 157,463,100	\$ 103,403,600	\$ 94,217,300	\$ 104,331,100	\$ 72,937,800	\$ 124,476,100	\$ 1,222,625,600
GRAND	Please See Yearly Total for Grand County			\$ 103,247,244	\$ 168,793,594	\$ 81,899,335	\$ 115,390,224	\$ 74,155,436	\$ 74,470,199	\$ 99,756,099	\$ 197,043,696	\$ 118,441,223	\$ 238,328,700
PITKIN	\$ 253,209,100	\$ 192,612,800	\$ 314,055,100	\$ 199,652,800	\$ 283,447,100	\$ 185,157,053	\$ 162,282,203	\$ 204,482,116	\$ 242,000,100	\$ 183,364,750	\$ 107,699,050	\$ 187,333,500	\$ 2,515,295,672
ROUETT	\$ 100,388,000	\$ 74,817,700	\$ 141,799,800	\$ 154,031,800	\$ 205,527,100	\$ 151,501,800	\$ 176,003,400	\$ 152,660,300	\$ 132,588,800	\$ 100,504,000	\$ 89,777,000	\$ 107,762,800	\$ 1,587,357,500
SUMMIT	\$ 82,933,400	\$ 88,392,000	\$ 92,555,500	\$ 133,878,100	\$ 158,745,300	\$ 141,802,500	\$ 138,251,700	\$ 186,302,600	\$ 168,704,900	\$ 146,546,900	\$ 156,934,000	\$ 135,691,900	\$ 1,630,738,800
Grand Total:	\$ 702,293,900	\$ 662,732,500	\$ 908,228,900	\$ 819,909,100	\$ 1,071,551,700	\$ 917,225,853	\$ 824,341,803	\$ 960,535,816	\$ 898,026,300	\$ 749,842,850	\$ 643,823,050	\$ 758,003,000	\$ 10,556,401,472
2006	Jan.	Feb.	Mar.	Apr.	May.	Jun.	Jul.	Aug.	Sep.	Oct.	Nov.	Dec.	Total by County
EAGLE	\$ 138,340,500	\$ 149,697,700	\$ 238,965,700	\$ 183,511,300	\$ 257,872,000	\$ 277,390,500	\$ 214,424,600	\$ 258,099,400	\$ 259,621,200	\$ 228,350,800	\$ 298,677,400	\$ 249,220,500	\$ 2,754,171,600
GARFIELD	\$ 53,279,100	\$ 41,301,100	\$ 87,858,300	\$ 66,939,000	\$ 96,372,600	\$ 89,135,600	\$ 100,260,500	\$ 101,278,900	\$ 91,258,700	\$ 85,807,900	\$ 127,843,600	\$ 104,042,100	\$ 1,045,377,400
GRAND	Please See Yearly Total for Grand County			\$ 103,247,244	\$ 168,793,594	\$ 81,899,335	\$ 115,390,224	\$ 74,155,436	\$ 74,470,199	\$ 99,756,099	\$ 197,043,696	\$ 118,441,223	\$ 238,328,700
PITKIN	\$ 115,041,800	\$ 120,991,200	\$ 229,999,495	\$ 209,745,400	\$ 204,616,000	\$ 374,564,400	\$ 156,110,700	\$ 230,672,700	\$ 231,032,300	\$ 289,639,700	\$ 232,286,000	\$ 240,467,800	\$ 2,635,167,495
ROUETT	\$ 47,741,500	\$ 48,469,000	\$ 76,032,100	\$ 68,152,500	\$ 88,595,100	\$ 93,477,400	\$ 102,809,200	\$ 101,555,363	\$ 133,075,900	\$ 124,721,400	\$ 138,544,400	\$ 97,862,200	\$ 1,121,036,063
SUMMIT	\$ 85,701,700	\$ 76,698,900	\$ 108,018,500	\$ 110,949,200	\$ 137,133,800	\$ 162,725,600	\$ 122,097,500	\$ 130,811,400	\$ 219,939,000	\$ 188,770,200	\$ 138,233,900	\$ 156,795,100	\$ 1,637,874,800
Grand Total:	\$ 440,104,600	\$ 437,157,900	\$ 740,874,095	\$ 639,297,400	\$ 784,589,500	\$ 997,293,500	\$ 695,702,500	\$ 822,417,763	\$ 934,927,100	\$ 917,290,000	\$ 935,585,300	\$ 848,387,700	\$ 9,787,398,858

Gross Transaction Report Summary & Year-To-Date Comparison: 2004 Through 2010

County:	Period: YTD. 2011	Period: YTD. 2010	% Change 2011 vs. 2010	Full Year 2010	Full Year 2009	Full Year 2008	Full Year 2007	Full Year 2006	Full Year 2005	Full Year 2004
EAGLE	\$ 1,158,048,856	\$ 1,497,172,233	-22.65%	\$ 1,497,172,233	\$ 898,444,183	\$ 2,234,919,100	\$ 2,960,497,200	\$ 2,754,171,600	\$ 2,800,249,502	\$ 2,225,840,200
GARFIELD	\$ 279,072,600	\$ 248,877,800	12.13%	\$ 248,877,800	\$ 236,164,550	\$ 723,167,700	\$ 1,222,625,600	\$ 1,045,377,400	\$ 855,966,600	\$ 599,504,600
GRAND	\$ 214,960,597	\$ 238,328,700	-9.80%	\$ 238,328,700	\$ 224,643,800	\$ 425,587,000	\$ 639,886,700	\$ 593,771,500	\$ 519,680,700	\$ 455,665,700
PITKIN	\$ 1,269,446,586	\$ 1,262,919,589	0.52%	\$ 1,262,919,589	\$ 1,072,548,228	\$ 1,365,742,938	\$ 2,515,295,672	\$ 2,635,167,495	\$ 2,240,931,000	\$ 1,602,299,700
ROUETT	\$ 450,579,300	\$ 512,100,114	-12.01%	\$ 512,100,114	\$ 439,774,300	\$ 725,101,200	\$ 1,587,357,500	\$ 1,121,036,063	\$ 885,907,100	\$ 636,914,000
SUMMIT	\$ 684,231,800	\$ 698,439,815	-2.03%	\$ 698,439,815	\$ 683,009,100	\$ 1,065,729,100	\$ 1,630,738,800	\$ 1,637,874,800	\$ 1,474,997,499	\$ 1,128,175,900
Grand Total:	\$ 4,056,339,739	\$ 4,457,838,251	-9.01%	\$ 4,457,838,251	\$ 3,554,584,161	\$ 6,540,247,038	\$ 10,556,401,472	\$ 9,787,398,858	\$ 8,777,732,401	\$ 6,648,400,100

Compliments of Land Title Guarantee Company. Copyright © 2011. Land Title Guarantee. All Rights Reserved.

* Pitkin and Routt Counties include Interval/Timeshare units in Gross Volume Transactions.

Data is collected from the Eagle, Grand, Garfield, Pitkin, Routt & Summit County Clerk & Recorder's Office & Assessor's Office. Data is deemed reliable but not guaranteed.



Compliments of Land Title Guarantee Company mountain offices located in Aspen, Avon, Breckenridge, Dillon, Eagle, Frisco, Glenwood Springs, Steamboat Springs, Vail & Winter Park.

Copyright ©